


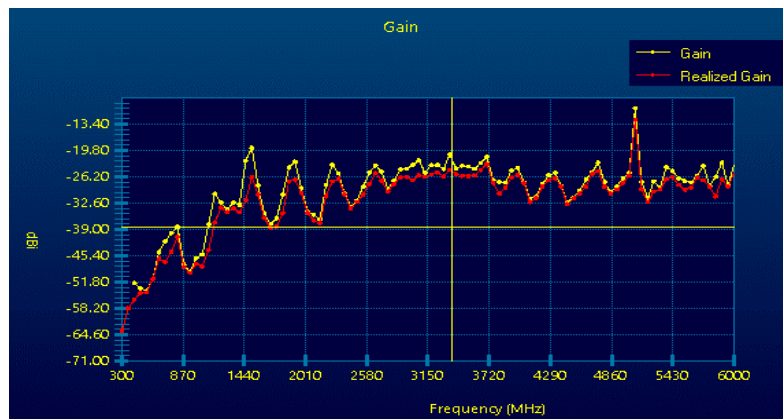
RFScanner

Antenna Pattern Measurement and Diagnostic Tool on your Lab-bench

The Scanner is a compact bench-top scanner that characterizes antennas in your own lab environment in real-time. The RFScanner provides far-field patterns, bisections, EIRP and TRP in seconds. Novel near-field results, including amplitude, polarity and phase give insights into the root causes of antenna performance challenges and help troubleshoot far-field radiation patterns.

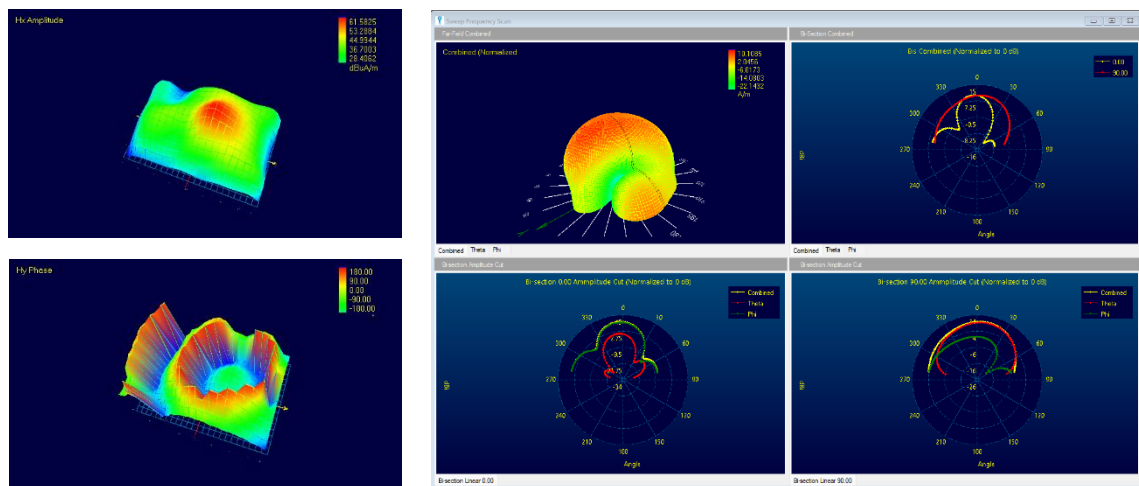


The RFScanner can also integrate with a network analyzer or a Spectrum Analyzer with a Tracking generator to measure gain, efficiency and S11 of an antenna across a frequency range. Users can execute real-time analysis of their embedded antenna designs and test multiple design iterations, on the lab bench, in seconds at each stage of the design process.



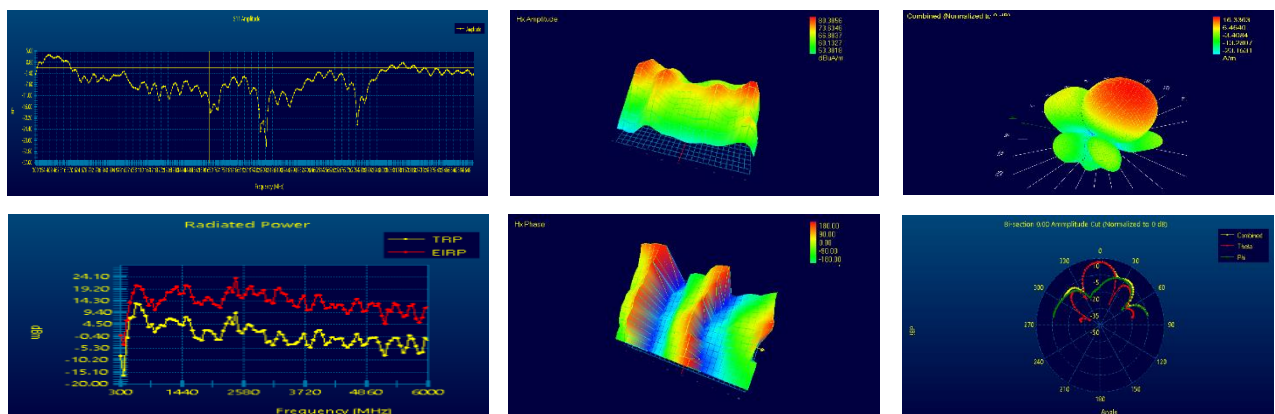


The RFSanner gives wireless engineers the freedom to do rapid prototyping and explore new designs, new materials and new forms. Wireless engineers and designers can test multiple design variations and optimize complex embedded antenna designs at their lab bench in seconds without wasting time waiting in congested anechoic chamber lines. They can optimize positioning and effects from layout, monitor changes from packaging or layout changes or verify performance of final product in real-time and then go to the chambers for final certification requirements with their mind at ease, knowing that their design will achieve a first-time pass.



With the Circular Polarization (CP) option, the RFS calculates the right and left hand circularly polarized patterns and displays axial ratio patterns. RFS can be integrated into virtually any automated test bed and production line by using DLL programming.

As a golden sample comparison tool with real time results, the RFS is also ideal for sample lot testing and product verification for wireless service providers or for manufacturing support. The RFS allows design teams to **reduce testing time** by at least one order of magnitude, provides an **easy-to-use, cost effective, and proven tabletop solution**.





Real-time results

Features

Capability	2D and 3D near-field patterns (amplitude, phase and polarization) Far-field patterns and bi-sections (cartesian and polar) EIRP and TRP Graph S11 Calculate gain and efficiency Circular Polarization: Right (RHCP) and left hand circularly polarized patterns (LHCP) and Axial Ratio (AR)
Scan time	Seconds
Supported network analyzers	Most of the common Keysight & R&S VNAs. Please contact Y.I.C. Technologies for more information
Supported operating systems	Windows 10®
warranty	One year, optional 3-years warranty and 5-years warranty

Specifications

Broadband frequency coverage	300 MHz to 6 GHz
Measurement sensitivity	0 dBm source power for a reasonably efficient antenna
Measurement accuracy	Typically +/- 1.5 dB* (700 MHz - 6 GHz)
Measurement repeatability	+/- 0.2 dB
Far-field resolution	1.8° for theta and 3.6° for phi
Maximum radiator size	L 16 cm x W 10 cm (L 6.30" x W 3.94")
Resolution Bandwidth	Resolution Bandwidth = IF Bandwidth of 60MHz
Probe to probe uniformity	Calibrated before shipment Firmware correction factors adjust for frequency dependent probe responses with < +/- 0.5 dB accuracy
Probe to probe isolation	> 20 dB
Maximum radiated power	+33 dBm
Operating temperature	From 15 °C to 40 °C (continuous fixed frequency scan at 2440 MHz)
Modulation formats	GSM / CDMA / WCDMA / Wi-Fi / WiMAX / LTE Bluetooth RFID GPS Custom antenna
Scanner connections	PC: USB Power: 6 VDC, 3.0 A
Dimensions	L 32.1 cm x W 24 cm x H 7 cm (L 12.64" x W 9.45" x H 2.76")
Weight	3.8 kg / 8.38 lb. (including cables and adaptor)

Y.I.C. Technologies Ltd

www.yictechnologies.com
support@yictechnologies.com