

# L1-150M

# L1-150M1

## Multi-standard Single-path LISNs



### Main Features

- L1-150M: 100 kHz to 200 MHz frequency range
- L1-150M1: 10 kHz to 400 MHz frequency range
- Multi standard design
- 150 A max output current
- Suitable also for DC lines
- Large baseplate for optimal grounding
- Robust, compact construction
- Screw terminals for safe wiring
- Meets the requirements of several standards including CISPR 16-1-2, CISPR 25, ISO 11452-2/4/5, ISO 7637-2, MIL-STD-461F, DO-160, ED-14G
- Powering the EUT
- EUT termination to a standardized impedance with respect to ground
- Couples the measuring receiver to the disturbance generated by the EUT
- Decouples the measuring receiver from unwanted RF signals from the power line

Artificial networks or Line Impedance Stabilization Networks (LISNs) are ancillary devices for the repeatable, accurate measurement of the disturbance voltage that EUT (equipment under test) may inject into the power mains.

This is accomplished through the use of reference impedance values and phase responses across the frequency range of the test.

L1-150M and L1-150M1 are single-path LISNs designed for the easy measurement of conducted disturbances according to different standards, for Automotive and ISM (Industrial, Scientific, Medical) applications.

Selecting the standard is as simple as flipping a switch on the rear panel.





PMM LISNs feature robust and stable mechanical construction, high quality electric components, easy and perfect grounding and solid input-output power connections. They can be used in conjunction with any EMI receiver or spectrum analyzer and are built to provide safe, repeatable and accurate measurements.



# L1-150M, L1-150M1

## Multi-standard Single-path LISNs

SPECIFICATIONS	L1-150M	L1-150M1
Frequency range	100 kHz to 200 MHz	10 kHz to 400 MHz
Continuous rated output current	100 A	
Max. output current @ 45 °C	150 A	
Max. permissible operating voltages	600 Vdc 300 Vac	
EUT supply frequency range	DC to 440 Hz	
Equivalent circuit	(5 μH + 0/1 Ω) // 50 Ω	
RF output connector	N female, 50 Ω	
EUT connection	Screw terminal M10	
Line input connection	Screw terminal M10	
Ground connection	2x Screw terminal M10	
Operating temperature	-10 °C to +45 °C	
Storage temperature	-25 °C to +70 °C	
Dimensions (W x H x D)	230 x 105 x 410 mm	
Weight	5 kg	



### Ordering information:

**L1-150M - L1-150M1** Artificial Network  
Includes: user's manual, RF cable, N-BNC adapter, calibration certificate

### Optional accessories:

**SBRF4** RF switching box  
Automatic (in conjunction with PMM receivers) and manual switching of up to four single-path LISNs. Internal 50 Ohm terminations and switchable 150 kHz high-pass filter. Low insertion loss.  
Max. operating frequency: 108 MHz.

- As a safety precaution, due to the ground protection relays, properly rated insulating transformers must be installed between the power mains and the LISN inputs.
- Noise levels may require the installation of properly rated mains filters to reduce unwanted signals.

## Related products

### Receivers

- 7010/00: EMI Receiver 150 kHz to 1 GHz
- 7010/01: EMI Receiver 9 kHz to 1 GHz
- 7010/02: EMI Receiver 9 kHz to 30 MHz
- 7010/03: EMI Receiver 9 kHz to 3 GHz
- 9010: EMI Receiver 10 Hz to 30 MHz
- 9010F: EMI Receiver 10 Hz to 30 MHz
- 9010/03P: EMI Receiver 10 Hz to 300 MHz
- 9010/30P: EMI Receiver 10 Hz to 3 GHz
- 9010/60P: EMI Receiver 10 Hz to 6 GHz

### LISNs

- L2-16B: single phase AMN, 16 A
- L3-32: 4 lines, 3-phase AMN, 32 A
- L3-64: 4 lines, 3-phase AMN, 63 A
- L3-64/690: 4 lines, 3-phase AMN, 63 A
- L3-100: 4 lines, 3-phase AMN, 100 A
- L3-500: 4 lines, 3-phase AMN, 500 A
- L1-500: single phase AMN, 500 A

### RFI Filters

- FIL-L2-16F: single phase RFI filter, 16 A
- FIL-L2-24M: single phase RFI filter, 24 A
- FIL-L3-32M: 3-phase+neutral RFI filter, 32 A
- FIL-L3-70M: 3-phase+neutral RFI filter, 70 A

Sales:  
Via Rimini, 22  
20142 Milano - ITALY  
Phone: +39 02 581881  
Fax: +39 02 58188273

**PMM**  
A BRAND OF



**L3HARRIS**

**narda**   
Safety Test Solutions

Headquarters:  
Via Benesse, 29/B  
17035 Cisano sul Neva (SV) - ITALY  
Phone: +39 0182 58641  
Fax: +39 0182 586400

E-Mail: [nardait.support@L3Harris.com](mailto:nardait.support@L3Harris.com)  
Internet: [www.narda-sts.it](http://www.narda-sts.it)