

LOG PERIODIC DIPOLE ARRAY 3147 Log Periodic Dipole Array Antenna

ETS-Lindgren's Model 3147 Log Periodic Dipole Array is primarily designed for use with the FCC Part 15.



ETS-Lindgren's Model 3147 Log Periodic Dipole Array is primarily designed for use with the FCC Part 15. The Model 3147 has excellent VSWR characteristics throughout the entire operating frequency range and has a relatively constant linear gain (measured in the far field).

This antenna is constructed of precision, corrosion-resistant nickel-plated brass tubing, for years of trouble-free indoor and outdoor use. In addition to the excellent VSWR, precision construction and assembly of the boom also results in an optimal phase relationship.

Key Features

- Two Year Warranty
- Ultra Broadband
- Low VSWR
- High Gain
- Type N connector

Specifications

Electrical Specifications

Frequency Minimum: 200 MHz

Frequency Maximum: 5 GHz

Connectors: Type N (f)

Impedance (Nominal): 50 Ω

Maximum Continuous Power:

- 80 W at 1 GHz
- 40W at 5 GHz

Peak Power:

- 100.0 W at 1 GHz
- 50W at 5 GHz

Pattern Type: Directional

Polarization: Linear

VSWR 1.25:1 Average; 1.7:1 Maximum

Physical Specifications

Height: 7.6 cm (3.0 in)

Length: 88 cm (34.7 in)

Width: 97 cm (38.2 in)

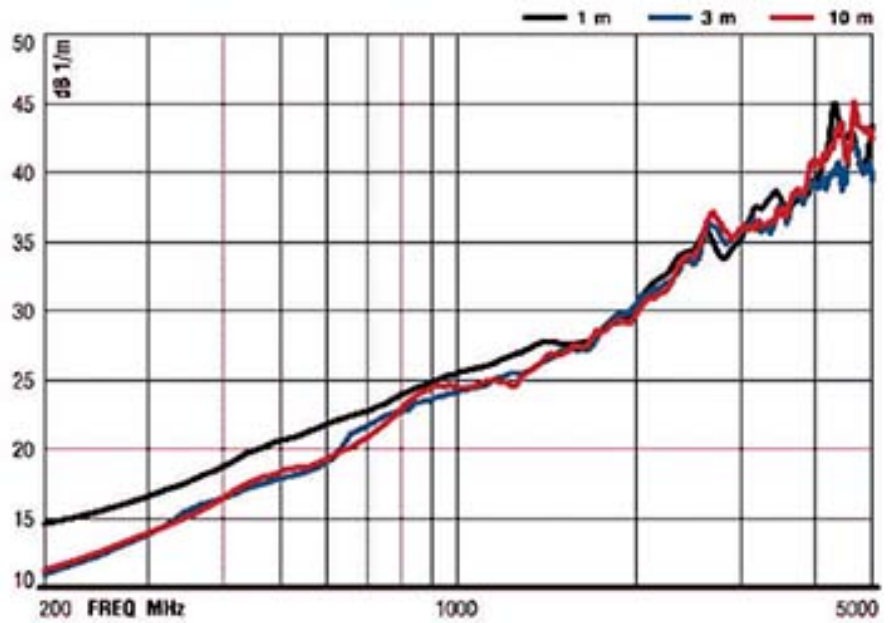
Weight: 4.2 kg (9.4 lb)

Other Specifications

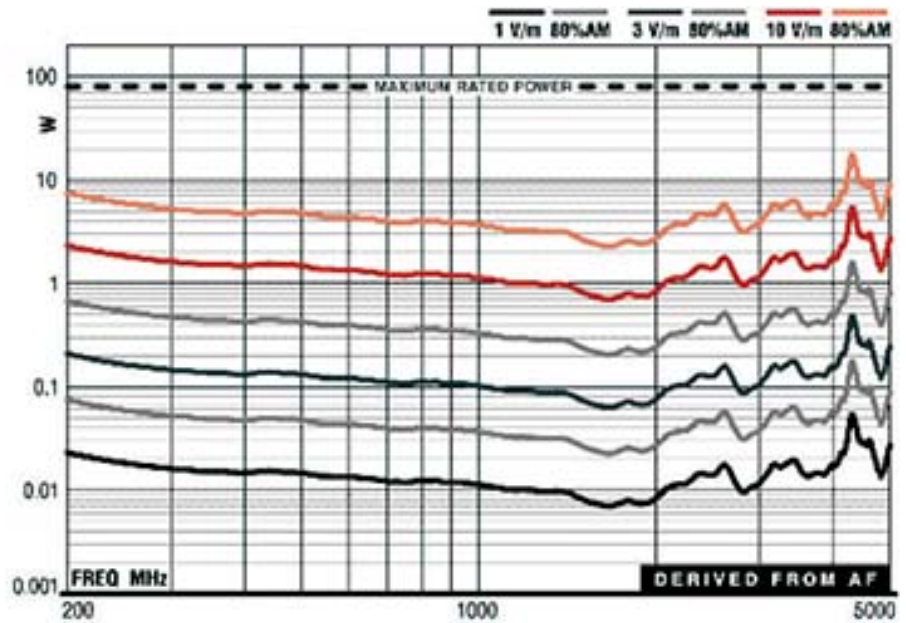
- Antenna
- Individually Calibrated at 1 m per SAE ARP 958
- Actual antenna factors and a signed Certificate of Calibration Conformance provided.
- Manual

Product Charts

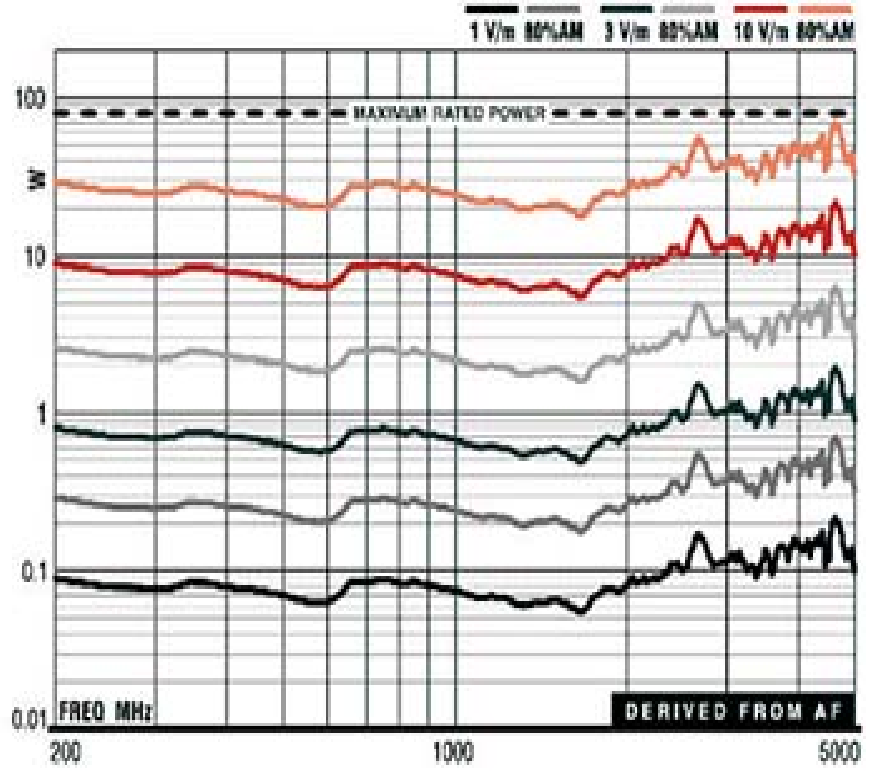
3147 Log Periodic Dipole Array Antenna
Antenna Factor



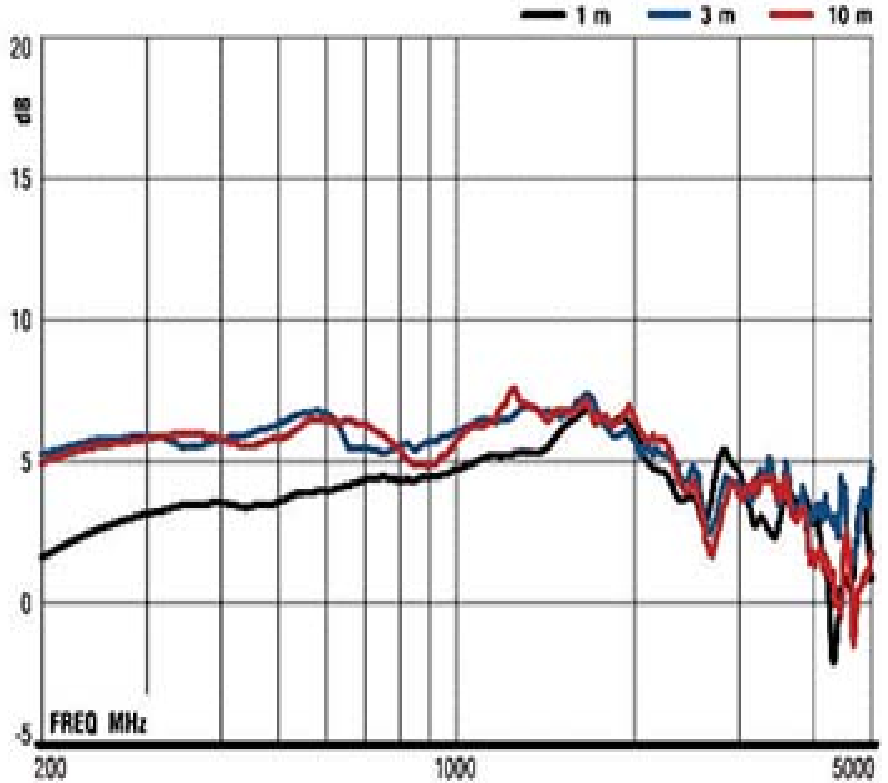
3147 Log Periodic Dipole Array Antenna
Forward Power at 1 m



3147 Log Periodic Dipole Array Antenna Forward Power at 3 m



3147 Log Periodic Dipole Array Antenna Gain



**3147 Log Periodic Dipole Array Antenna
VSWR**

