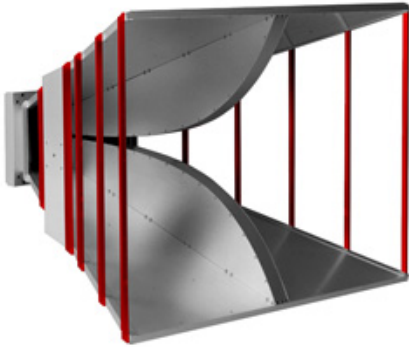


DOUBLE-RIDGED GUIDE 3106B Double-Ridged Guide Antenna

ETS-Lindgren's 3106B Double-Ridged Guide Antenna has high gain and excellent VSWR characteristics over its entire frequency range.



ETS-Lindgren's 3106B Double-Ridged Guide Antenna is especially effective for generating high electromagnetic fields with relatively low power input.

The antenna is also useful for receiving low-level signals where high gain characteristics are needed. Although large in size, 93.3 cm (36.7 in), this antenna weighs only 11.8 kg (26 lb). A Type N female connector is used for increased power handling and optional RF connectors are available.

The 3106B Double-Ridged Guide Antenna has uniform gain through its frequency span, providing efficient performance characteristics and directionality. It can handle 1000 W peak and 800 W continuously. Constructed of lightweight corrosion-resistant aluminum, our 3106B Double-Ridged Guide Antenna will provide years of trouble-free indoor and outdoor service.

Key Features

- 200 MHz to 2.5 GHz Frequency Range
- Two Year Warranty
- Uniform Gain
- Low VSWR
- Individually Calibrated
- Integral Mounting

Specifications

Electrical Specifications

Frequency Minimum: 200 MHz
Frequency Maximum: 2.5 GHz
Connectors: Type N Female (Standard)
Impedance (Nominal): 50 Ω
VSWR: <1.6:1
Pattern Type: Directional
Polarization: Linear

Model	Power Rating	Power Rating
3106B (Standard with Type N Connector)	<300 MHz 300 MHz to 1 GHz 1 GHz to 2.5 GHz	1.0 kW 500 W 300 W
3106B-7/16 DIN	<300 MHz 300 MHz to 1 GHz 1 GHz to 2.5 GHz	1.6 kW 800 W 500 W
3106B-SC	<300 MHz 300 MHz to 1 GHz 1 GHz to 2.5 GHz	1.0 kW 500 W 300 W

Physical Specifications

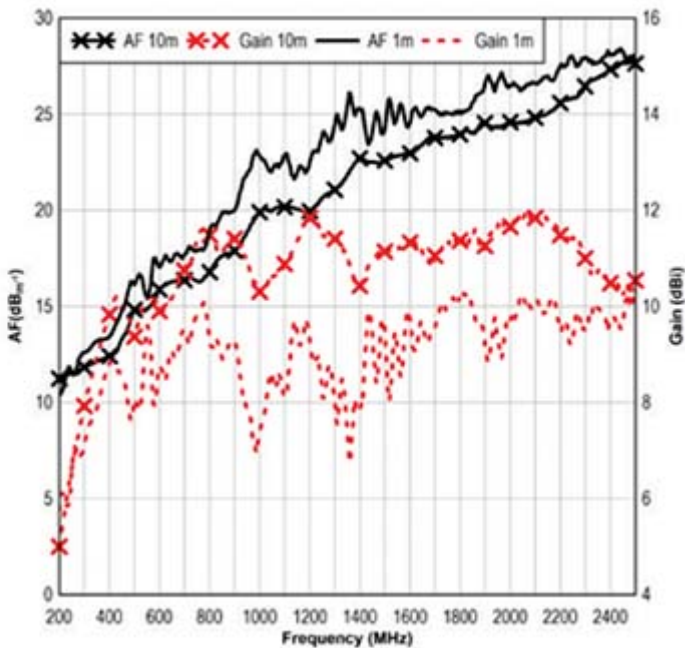
Height: 72.9 cm (28.70 in)
Length: 97.8 cm (38.50 in)
Width: 93.3 cm (36.7 in)
Weight : 11.8 kg (26.0 lb)

Other Specifications

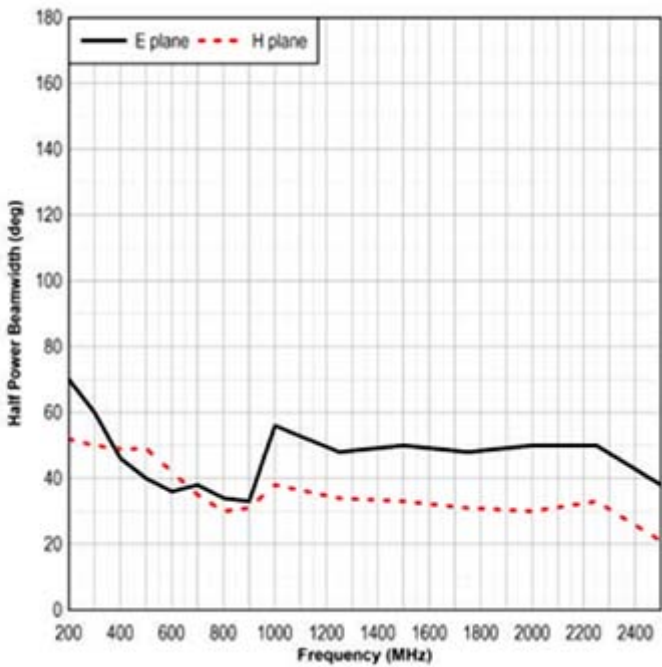
- Mounting Bracket Drilled Accepts an ETS-Lindgren or Other Tripod Mount with Standard 1/4 in x 20 Threads
- Individually Calibrated at 1 m per SAE ARP 958.
- Actual Factors and a Signed Certificate of Calibration Conformance Provided
- Manual

Product Charts

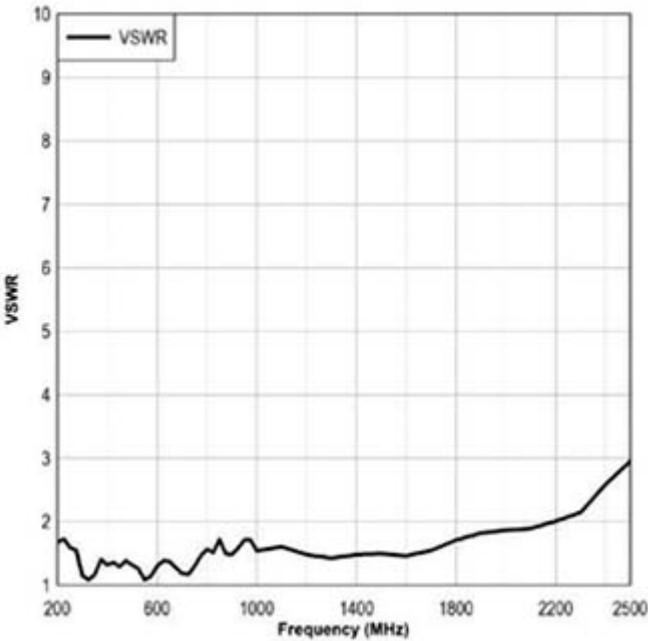
3106B Double-Ridged Guide Antenna
AF and Gain



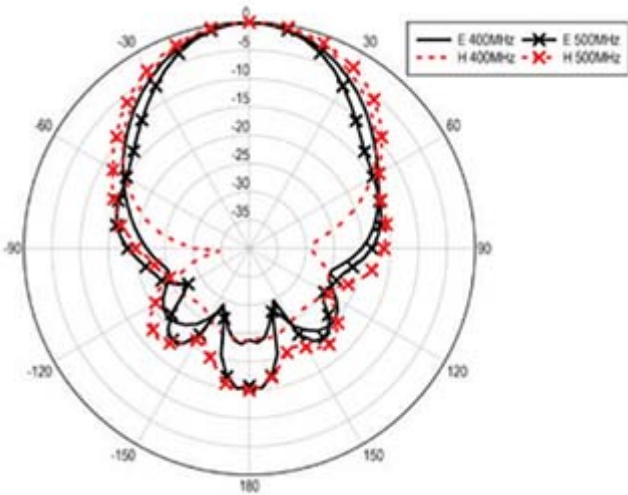
3106B Double-Ridged Guide Antenna
Half Power Beamwidth



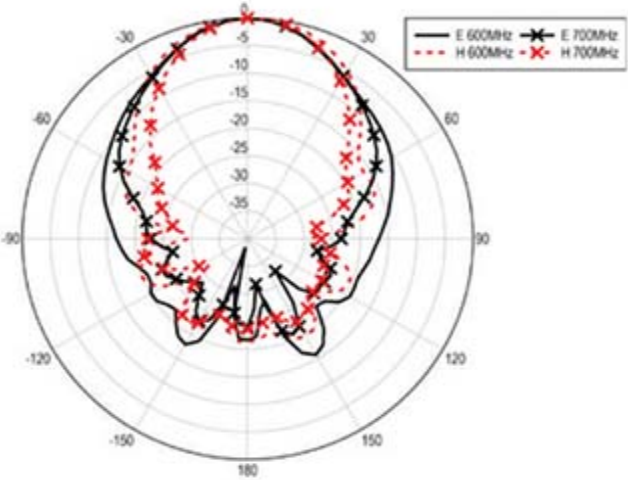
3106B Double-Ridged Guide Antenna
VSWR



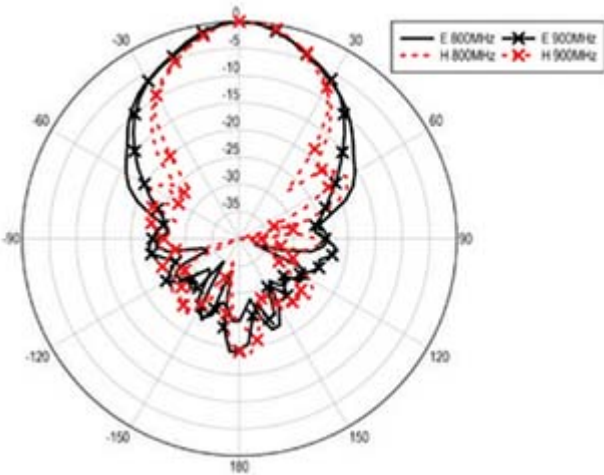
3106B Double-Ridged Guide Antenna
Measured Patterns
E and H Plane
400 MHz and 500 MHz



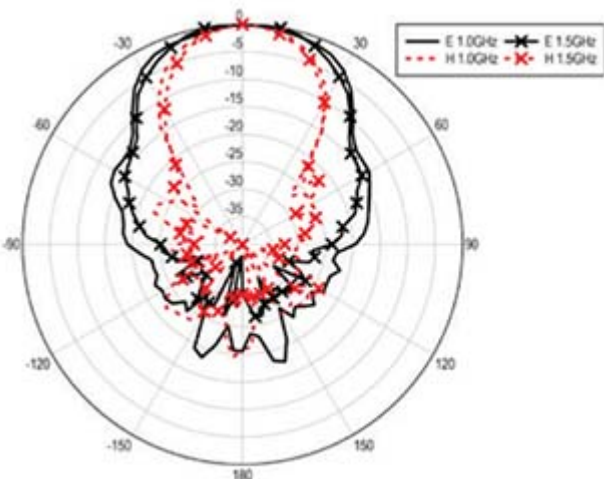
3106B Double-Ridged Guide Antenna
Measured Patterns
E and H Plane
600 MHz and 700 MHz



3106B Double-Ridged Guide Antenna
Measured Patterns
E and H Plane
800 MHz and 900 MHz



3106B Double-Ridged Guide Antenna
Measured Patterns
E and H Plane
1000 MHz and 1500 MHz



3106B Double-Ridged Guide Antenna
Measured Patterns
E and H Plane
2000 MHz and 2500 MHz

